


POWER NUGGETS FOR BUILDING LITERACY





CURRICULUM

Use more than your chosen curriculum to teach literacy. Picture books, poems, graphic novels, audiobooks, magazines and newspapers are all great options to use to practice and strengthen literacy skills.

MUSICAL TRAINING

Musical training can support how the brain processes spoken sounds and words during development of reading skills.




READ

Read to and with your child daily. Let your child read to you.

READ

Read books with covers and pages first; audiobooks next, then read ebooks last. The motor movements involved in reading a printed book are a part of pre-literacy development.



ORAL LANGUAGE

Talk about what you see, what you are doing, where you are going, what you saw, and what you did. TALK OFTEN!

WRITING

Use pencils, pens, markers, crayons, fingerpaint, and sand. Write about what you are going to do, what you will see, what you did, and how you felt WRITE OFTEN!



HAPPY

PRINT RICH ENVIRONMENT

Create a print rich environment, especially for young children. Post letters, words, and names. Provide print materials to read, and a comfortable "reading nook" or space.

BOOK CLUB

Create a virtual book club or reading circle where children can collectively practice reading and hold book discussions.



inspire

enjoy!